



Applications

Waterblast: Heat exchanger tube cleaning, surface preparation (concrete removal, surface cleaning of buildings, paint removal), tank and vessel cleaning, ultra high-pressure waterjet cutting and hydro demolition (cutting and demolition of armoured concrete, pipelines, paper or steel)

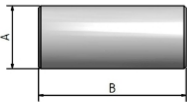
Hydraulics: Pressure test equipment (valves, tooling and control panels)

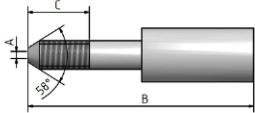


Technical Information

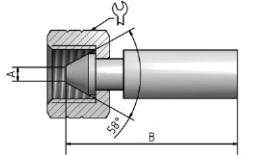
Inner Core: Polyoxymethylene (POM)
Pressure Support: 6 layers of high-tensile steel wire
Outer Cover: First: Polyamide (PA), Second: Polyurethane (TPU)
Color: First: red, second: green
Temperature: -30°C to +70°C [-22°F to 158°F]

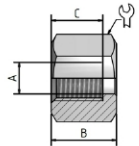
Ø ID	Ø OD	Working Pressure -- (SF 2,5:1)	Burst Pressure	Bend Radius	Weight	Insert ID
7,7 mm	22,8 mm	--	2.500 bar	260 mm	1,085 kg/m	4,5 mm
0,30 inch	0,90 inch	--	36.250 psi	10,24 inch	0,727 lbs/ft	0,18 inch



Part no.	Thread	Material	Dimensions (mm)				Sleeve
			A	B	C	⌀	
10860116	-	Steel	22,8	87,8	-	-	


Part no.	Thread	Material	Nut	Dimensions (mm)				Insert
				A	B	C	⌀	
HP fitting								
40860214E	3/8"x24UNF LH	Stainless steel	-	4,5	131	20	-	
40860204E	9/16"x18UNF LH	Stainless steel	-	4,5	143	31	-	
40860104E	M14x1,5 LH	Stainless steel	-	4,5	143	31	-	

MP fitting								
40860324E	3/4"x16UNF LH	Stainless steel	-	4,5	139	18	-	

Type M female swivel								
Part no.	Thread	Material	Nut	A	B	C	⌀	Insert
20860644E	3/4"x16UNF	Stainless steel	50840605, 50840601	4,5	107	-	24	
20860684E	7/8"x14UNF	Stainless steel	50860675	4,5	109	-	30	
20860694E	1 1/8"x12UNF	Stainless steel	50860695	4,5	115	-	36	

Part no.	Thread	Material	Relief bores	Dimensions (mm)				Swivel nut
				A	B	C	Ø	
Swivel nut								
50840601	3/4"x16UNF	Steel	1 radial	12,2	22,5	17,5	24	
50840605	3/4"x16UNF	AISI 316Ti	1 radial	12,2	22,5	17,5	24	
50860675	7/8"x14UNF	AISI 316Ti	1 radial	12,2	26	20	30	
50860695	1 1/8"x12UNF	AISI 316Ti	1 radial	16,2	35	23	36	

Part no.	Mesh length (mm)	Overall length (mm)	Breaking strength (kN)	Suitable for SPIR STAR® hose outer diameter (mm)	Hose securing grip
9106400	600,00	800,00	20,40	20-25	
Hose securing grip long version					
910640L	600,00	1.010,00	20,40	20-25	

Part no.	Material	Crimp ring	Dimensions (mm)		Bend restrictor
			Ø	Length	
PU bend restrictor					
1.9523406E	PU	1004145	44	250	

Accessories combinations				
Without hose protection				
Description	Bend restrictor	Crimp ring	Securing grips	
Bend restrictor	1.9523406E	1004145	-	
Securing grip	-	-	9106400	
Bend restrictor and securing grip	1.9523406E	1004145	9106400L	

Production related variations of the burst pressure of up to 5 % are possible. Other colors upon request.

The safety factors between the burst pressure and the working pressure as well as the test pressure depend on the operating conditions. For gaseous media the outer cover is to be pinpricked.

Regarding the safety factor for gaseous media please contact your local SPIR STAR® assembling center.

The indicated working pressure refers to the hose only. Depending on the used fitting the permitted working pressure of a hose assembly may be less.

*) Blast-Pro® fittings may only be used for tube cleaning operations inside the tube. They have not been designed for the use outside of tubes.

We reserve our rights for technical changes without notice. Subject to printing errors.